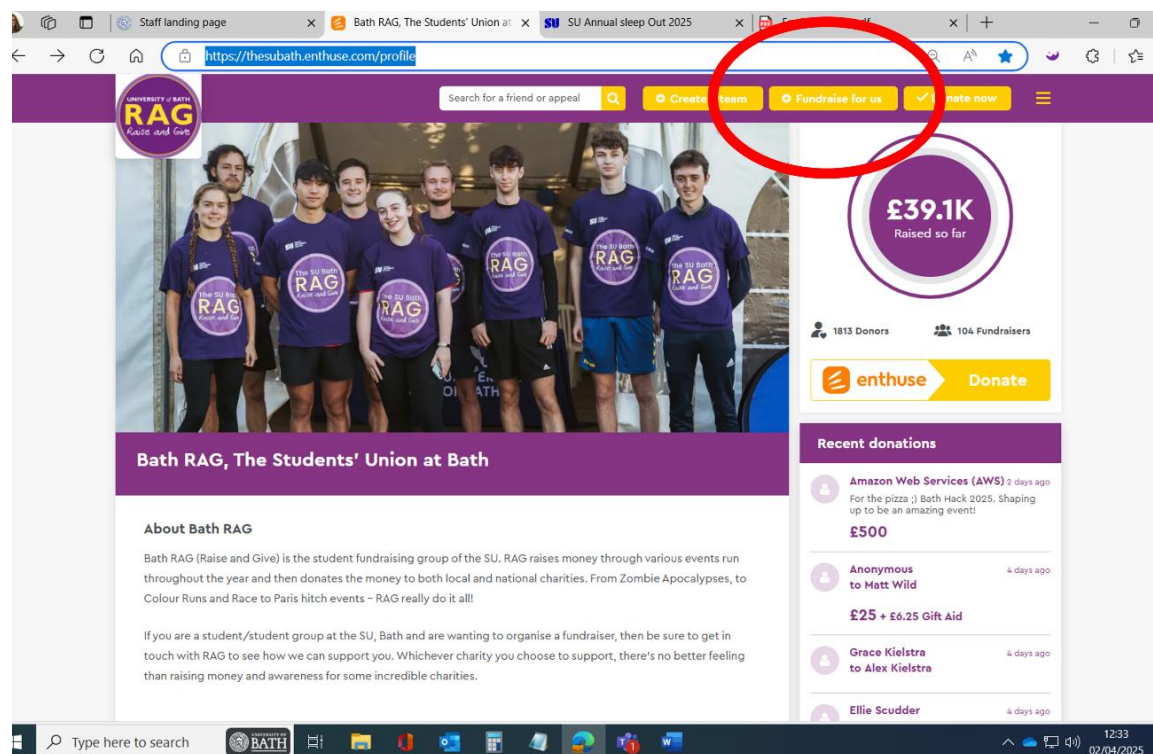
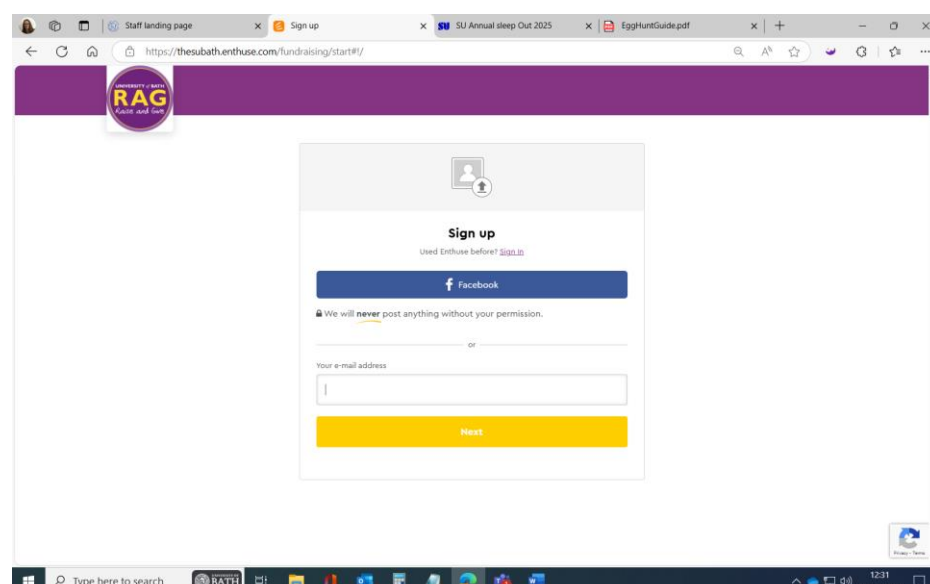


# How to set up a fundraising page on Enthuse

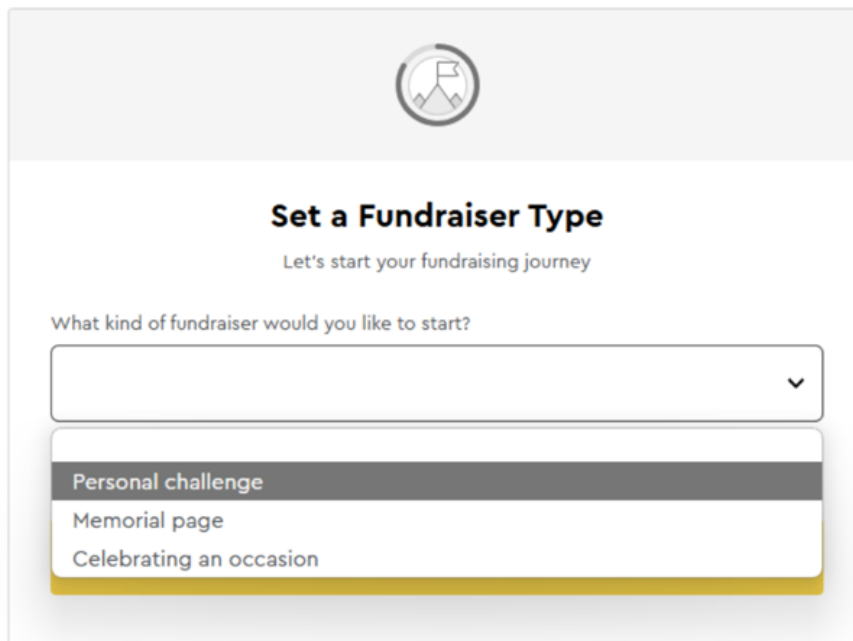
1. Go to [Bath RAG, The Students' Union at Bath](https://thesubath.enthuse.com/profile)
2. Click on **Fundraise for us**



3. Sign up to Enthuse using your uni e-mail address



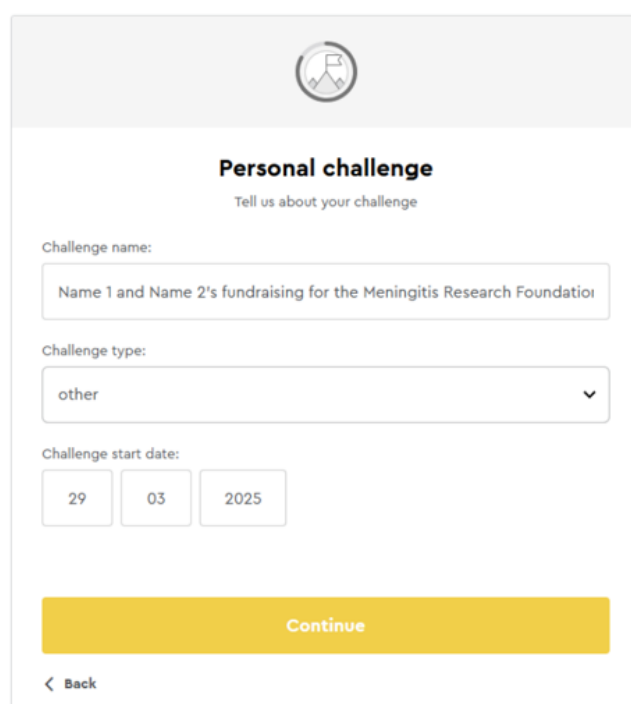
4. Set fundraiser type to **Personal challenge** if you are doing a sporty fundraiser e.g. running, cycling, hiking. Set it to **Celebrating an occasion** for events and anything else e.g. Big Sleep Out, Valentines Ball, Easter Egg Hunt



The screenshot shows a form titled "Set a Fundraiser Type" with the subtitle "Let's start your fundraising journey". Below the title is a question: "What kind of fundraiser would you like to start?". There is a dropdown menu with three options: "Personal challenge" (highlighted in grey), "Memorial page", and "Celebrating an occasion". The "Personal challenge" option is selected.

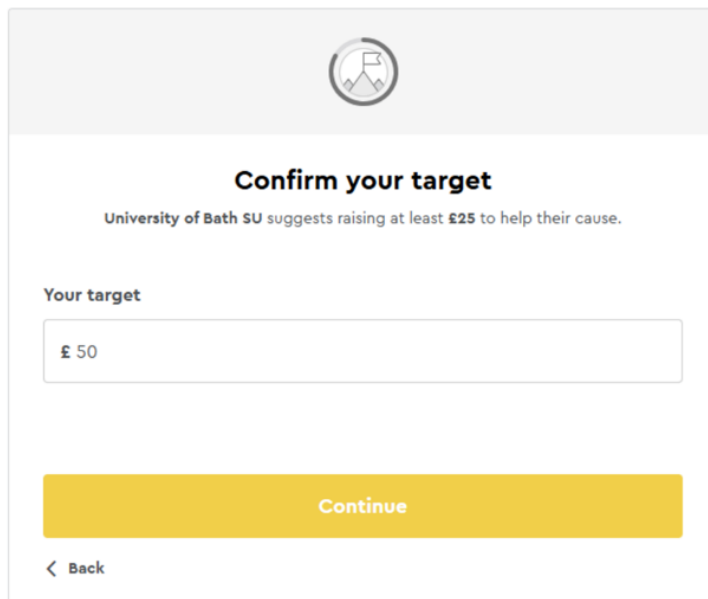
5. Configure your details (example below):
- Set "challenge name" as name of Fundraiser
  - Set "challenge type" to other
  - Set the start date

This information won't appear on your page. For "Celebrating an occasion", you just need to input the information of your event, name > 'other' > event name again and then event date. Even if this doesn't sound right, this information will not appear on your page.



The screenshot shows a form titled "Personal challenge" with the subtitle "Tell us about your challenge". Below the title are three fields: "Challenge name:" with the text "Name 1 and Name 2's fundraising for the Meningitis Research Foundation", "Challenge type:" with a dropdown menu showing "other", and "Challenge start date:" with three input boxes containing "29", "03", and "2025". At the bottom of the form is a yellow "Continue" button and a "< Back" link.

6. Set your fundraising target to whatever you like



**Confirm your target**

University of Bath SU suggests raising at least £25 to help their cause.

Your target

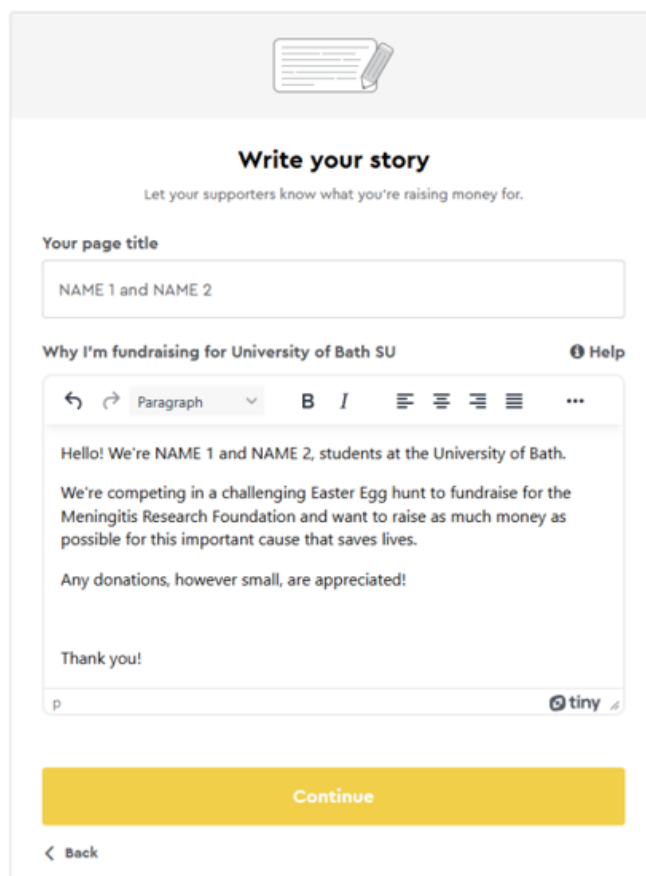
£ 50

**Continue**

[< Back](#)

7. Customise your page with a profile picture and header image (this can be edited later if needed).

8. Write some text about the challenge and the charity. This is the information that will appear on your page.



**Write your story**

Let your supporters know what you're raising money for.

Your page title

NAME 1 and NAME 2

Why I'm fundraising for University of Bath SU [Help](#)


↶ ↷ Paragraph B I ☰ ☷ ☹ ☹ ☹ ☹ ☹

Hello! We're NAME 1 and NAME 2, students at the University of Bath.

We're competing in a challenging Easter Egg hunt to fundraise for the Meningitis Research Foundation and want to raise as much money as possible for this important cause that saves lives.

Any donations, however small, are appreciated!

Thank you!

p 

**Continue**

[< Back](#)

10. Hit 'Continue' and you're all set and ready to go! Spread the word, share the link and begin your fundraising journey. Tip: creating a QR code is v easy (just Google "QR maker").

For any questions, the SU Team is here to help. Email [su-fundraising@bath.ac.uk](mailto:su-fundraising@bath.ac.uk)